

Signify Classified - Internal  
Cooper Lighting Solutions Photometric Lab  
1121 Highway 74 South  
Peachtree City, GA 30269



Scaled data based on original data using  
LM-79-08 Approved Method: Electrical and Photometric Measurements of Solid-  
State Lighting Products

Test Report Prepared for  
Cooper Lighting Solutions  
(formerly Eaton)

Brand: McGRAW-EDISON

Report Number: P437428

Luminaire Tested: **ISC-SA1C-830-U-SLR**

Issue Date: 12/9/2020

**Test Information**

Test Method: LM-79-08  
Report Number: P437428  
TEST IS SCALED FROM IESNA LM-79-08 TEST DATA (G3-2011-074-22)  
Test Lab: INNOVATION CENTER  
Issue Date: 12/9/2020  
Manufacturer: COOPER LIGHTING SOLUTIONS (FORMERLY EATON)  
Product Line: MCGRAW-EDISON  
Catalog Number: ISC-SA1C-830-U-SLR  
Description: IMPACT ELITE LED CYLINDER LUMINAIRE  
(1) 80 CRI, 3000K, 615mA LIGHTSQUARE WITH 16 LEDS AND SPILL LIGHT  
ELIMINATOR RIGHT OPTICS  
Light Source: -  
Ballast/Driver: ELECTRONIC DRIVER

**Summary**

Lumens per Lamp: N/A  
Luminaire Lumens: 3205 lumens  
Efficiency: N/A  
Efficacy: 93.7 lumens/watt  
Luminous Opening: Rectangular (W 0.5' x L: 0.5' x H: 0')  
IES Classification: Type IV - Short  
BUG Rating: B1 - U0 - G1

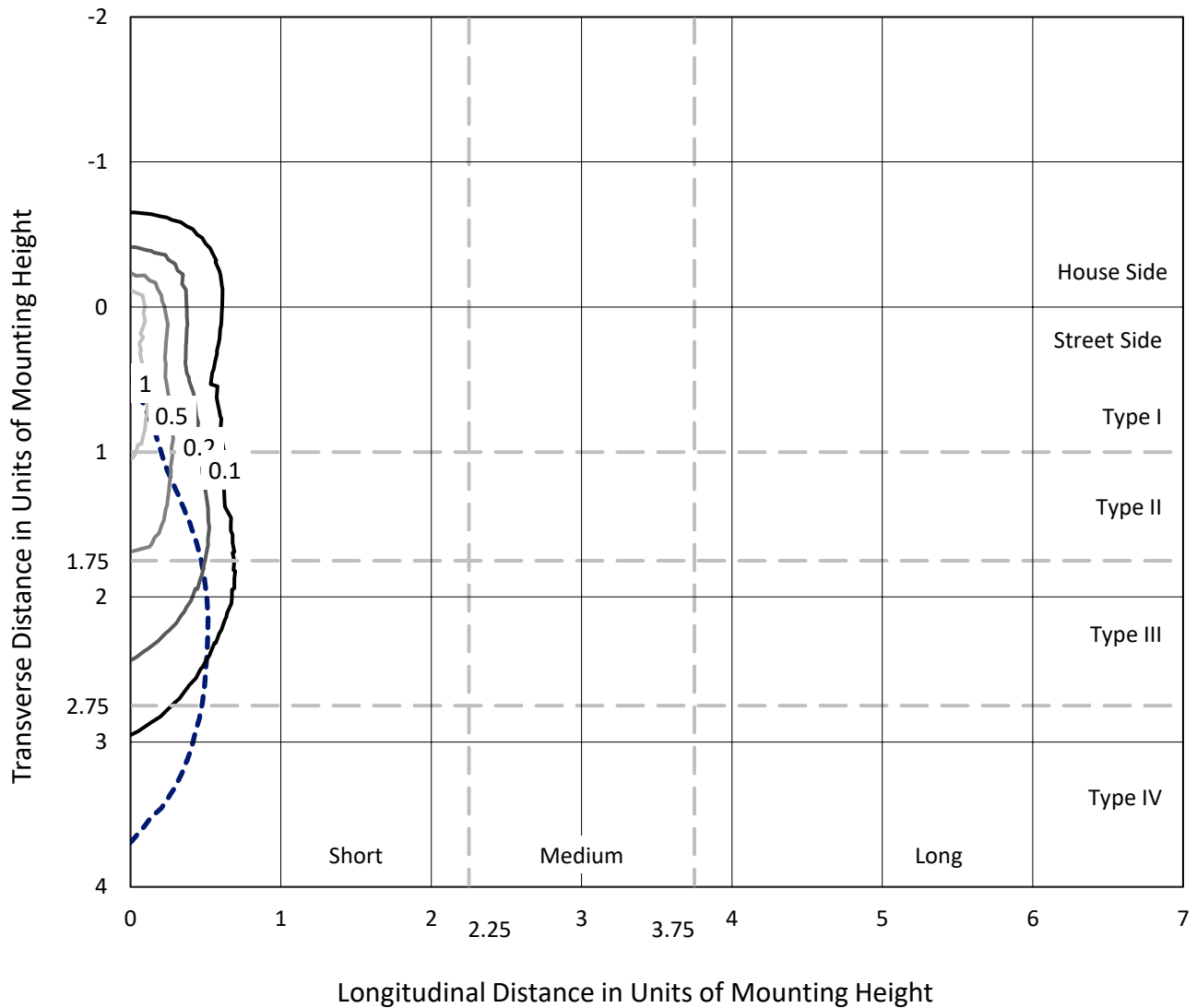
Input Watts (W): 34.2  
Input Voltage (V): NR  
Input Current (Ain): NR  
Voltage Rise (V): NR  
Power Factor: NR  
Total Harmonic Distortion (THDi): NR  
Frequency (hertz): 60  
Stabilization Time: NR  
Operation Time: NR  
Ambient Temperature (°C): NR  
Test Distance: 28.75 FT



REPORT NUMBER: P437428  
 CATALOG NUMBER: ISC-SA1C-830-U-SLR

### Iso-Footcandle Lines of Horizontal Illumination

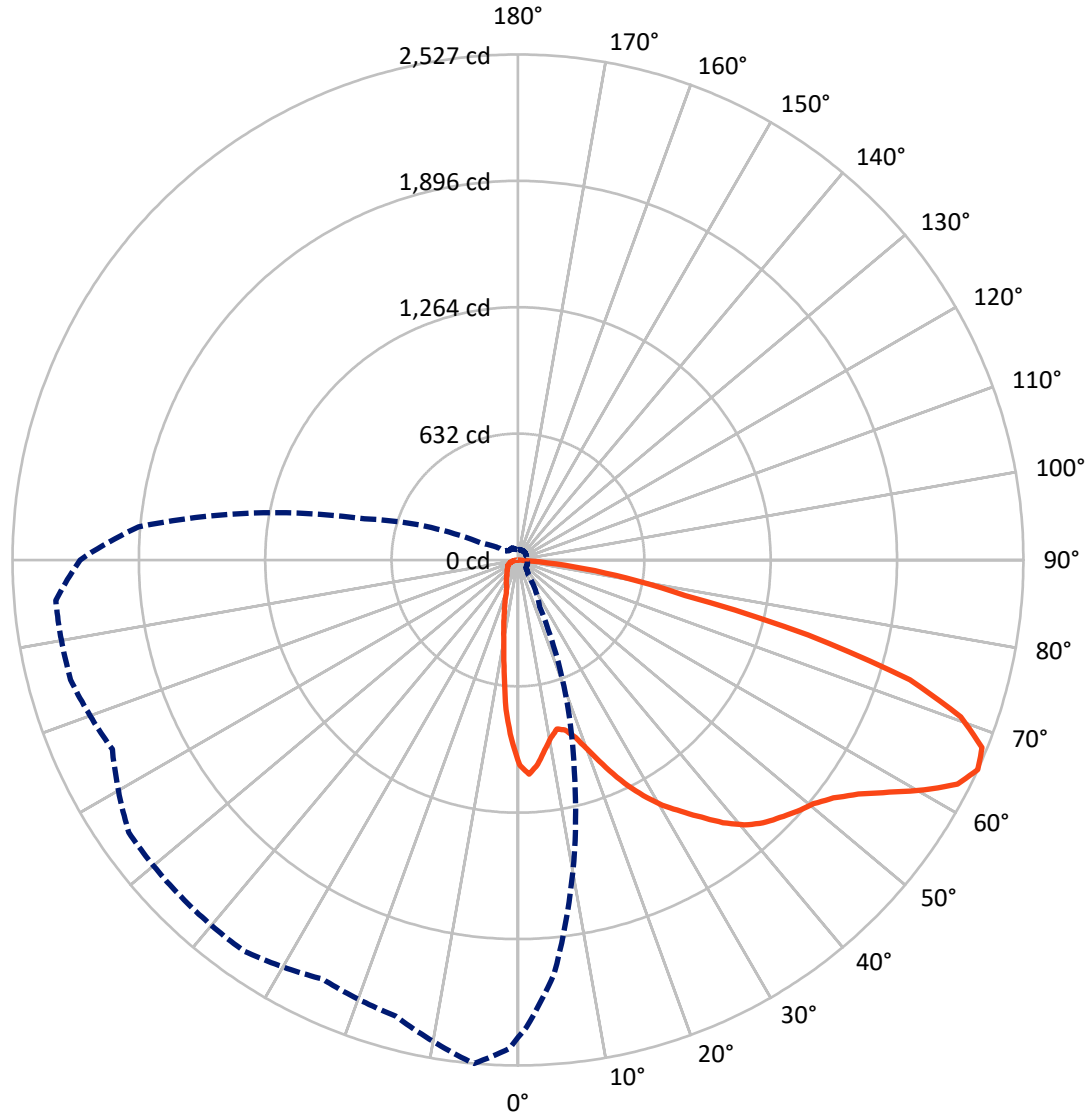
× Max cd  
 - - - 1/2 Max cd



Based on 25 foot mounting height. Maximum calculated value = 1.6 fc  
 Type IV - Short - N/A

REPORT NUMBER: P437428  
CATALOG NUMBER: ISC-SA1C-830-U-SLR

### Luminous Intensity Polar Plot



— Vertical Plane Through 355-Deg Lateral      - - - Horizontal Cone Through 65-Deg Vertical

REPORT NUMBER: P437428  
 CATALOG NUMBER: ISC-SA1C-830-U-SLR

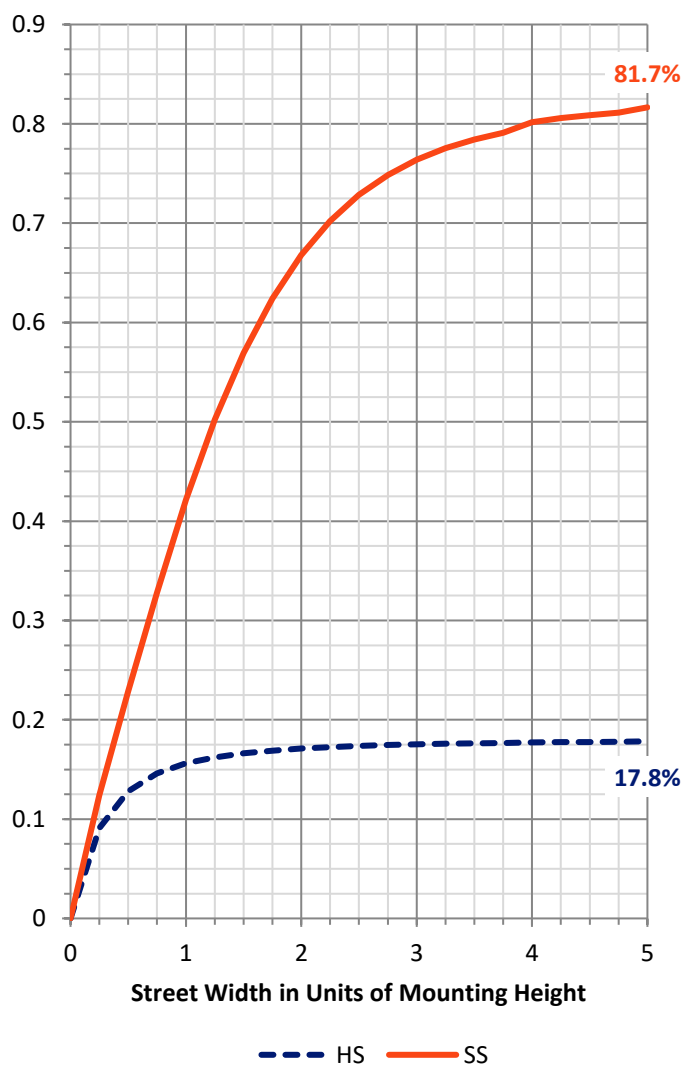
**FLUX DISTRIBUTION:**

		Downward	Upward	Total
<b>House Side</b>	Lumens	577.8	0.0	577.8
	% Fixture	18.0	0.0	18.0
<b>Street Side</b>	Lumens	2627.2	0.0	2627.2
	% Fixture	82.0	0.0	82.0
<b>Total</b>	Lumens	3205.0	0.0	3205.0
	% Fixture	100.0	0.0	100.0

**ZONAL LUMENS:**

Zone	Lumens	% Fixture
0°-10°	77.4	2.4
10°-20°	159.9	5.0
20°-30°	227.9	7.1
30°-40°	325.7	10.2
40°-50°	454.8	14.2
50°-60°	632.6	19.7
60°-70°	770.6	24.0
70°-80°	474.6	14.8
80°-90°	81.5	2.5
90°-100°	0.0	0.0
100°-110°	0.0	0.0
110°-120°	0.0	0.0
120°-130°	0.0	0.0
130°-140°	0.0	0.0
140°-150°	0.0	0.0
150°-160°	0.0	0.0
160°-170°	0.0	0.0
170°-180°	0.0	0.0
0°-90°	3205.0	100.0
0°-180°	3205.0	100.0

**Coefficient of Utilization**



REPORT NUMBER: P437428

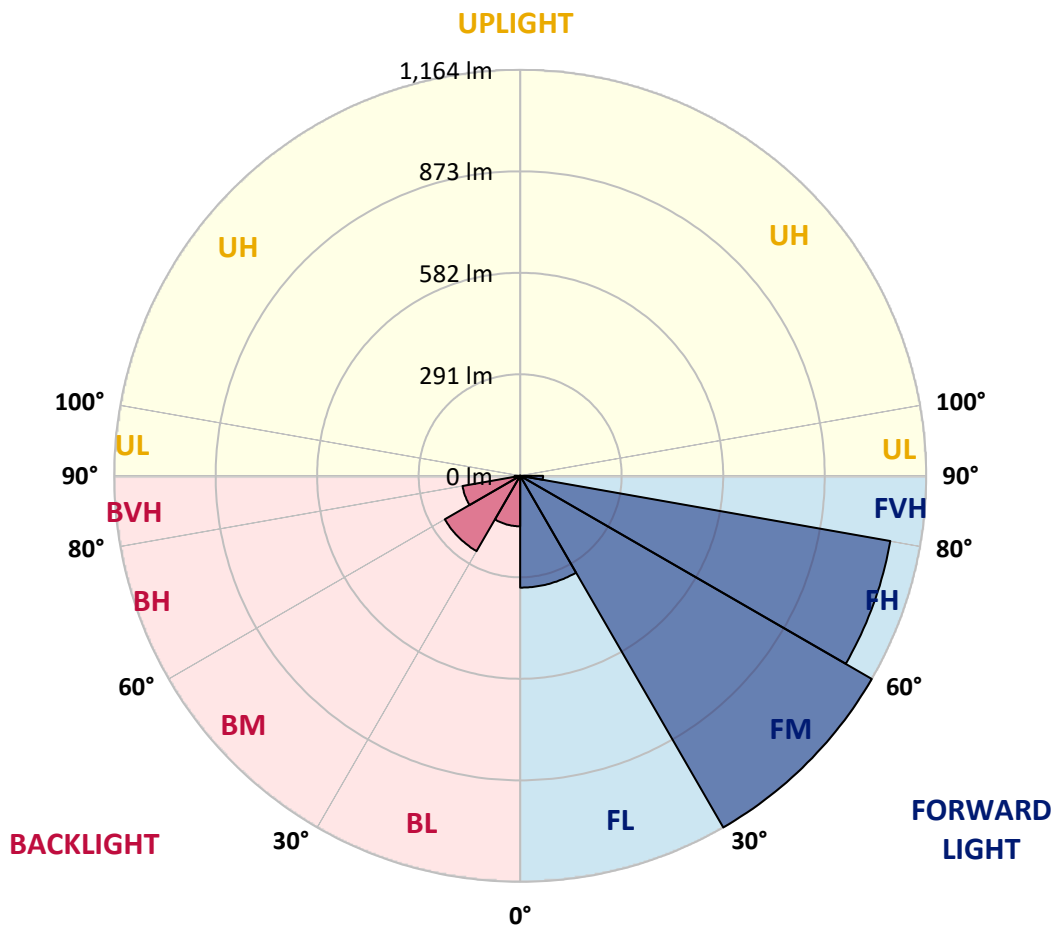
CATALOG NUMBER: ISC-SA1C-830-U-SLR

**LUMINAIRE CLASSIFICATION SYSTEM LUMEN TABLE AND BUG RATING:**

Zone	Lumens	% Fixture	Zone Rating/Lumen Limit		
			B	U	G
FL (0°-30°)	320.5	10.0			
FM (30°-60°)	1163.8	36.3			
FH (60°-80°)	1077.4	33.6			G1/1800
FVH (80°-90°)	65.5	2.0			G1/100
BL (0°-30°)	144.7	4.5	B1/500		
BM (30°-60°)	249.3	7.8	B1/1000		
BH (60°-80°)	167.8	5.2	B1/500		G1/500
BVH (80°-90°)	16.0	0.5			G1/100
UL (90°-100°)	0.0	0.0		U0/0	
UH (100°-180°)	0.0	0.0		U0/0	

**BUG Rating: B1-U0-G1**

Type IV Short





REPORT NUMBER: P437428

CATALOG NUMBER: ISC-SA1C-830-U-SLR

**CANDELA DISTRIBUTION (FULL):**

	0°	1°	5°	15°	25°	35°	45°	55°	65°	75°	85°
0°	1025.5	1025.5	1025.5	1025.5	1025.5	1025.5	1025.5	1025.5	1025.5	1025.5	1025.5
2.5°	1051.4	1051.4	1038.5	1006.0	976.2	945.0	934.6	906.1	887.9	871.0	877.5
5°	990.4	986.5	963.2	895.7	843.8	793.1	762.0	715.2	710.0	668.5	665.9
7.5°	908.7	906.1	871.0	794.4	734.7	655.5	608.8	568.6	533.5	508.8	501.1
10°	852.8	843.8	800.9	707.5	620.5	563.4	537.4	502.4	472.5	441.3	415.4
12.5°	816.5	806.1	763.3	660.7	576.3	537.4	501.1	459.5	419.3	382.9	357.0
15°	823.0	806.1	758.1	649.0	560.8	505.0	454.3	405.0	358.3	318.0	285.6
17.5°	869.7	848.9	795.7	656.8	536.1	462.1	393.3	336.2	279.1	237.5	211.6
20°	951.5	921.6	854.1	678.9	517.9	421.9	331.0	255.7	196.0	167.5	159.7
22.5°	1051.4	1025.5	933.3	697.1	498.5	376.4	262.2	184.3	154.5	140.2	136.3
25°	1155.3	1126.7	1024.2	726.9	482.9	334.9	206.4	146.7	132.4	125.9	123.3
27.5°	1261.7	1233.2	1113.8	775.0	464.7	290.8	166.2	128.5	118.1	112.9	112.9
30°	1337.0	1313.7	1194.2	817.8	443.9	255.7	146.7	119.4	110.3	105.1	103.8
32.5°	1421.4	1388.9	1269.5	846.3	428.4	228.5	133.7	111.6	103.8	97.4	97.4
35°	1516.2	1479.8	1339.6	874.9	412.8	215.5	124.6	106.4	98.7	92.2	90.9
37.5°	1620.0	1573.3	1411.0	899.6	395.9	209.0	119.4	101.3	93.5	88.3	85.7
40°	1734.2	1684.9	1505.8	920.3	384.2	201.2	115.5	97.4	89.6	83.1	81.8
42.5°	1830.3	1786.2	1572.0	933.3	379.0	190.8	114.2	93.5	87.0	79.2	76.6
45°	1879.6	1842.0	1652.5	937.2	376.4	184.3	107.7	93.5	84.4	76.6	72.7
47.5°	1922.5	1895.2	1710.9	956.7	370.0	177.8	100.0	98.7	83.1	72.7	68.8
50°	1995.1	1966.6	1801.7	993.0	362.2	170.0	92.2	94.8	83.1	70.1	66.2
52.5°	2082.1	2074.3	1921.2	1050.1	350.5	159.7	84.4	89.6	83.1	68.8	63.6
55°	2209.3	2197.6	2079.5	1124.1	336.2	145.4	76.6	81.8	81.8	64.9	59.7
57.5°	2317.1	2318.4	2224.9	1176.1	323.2	122.0	71.4	70.1	77.9	61.0	55.8
60°	2366.4	2366.4	2271.6	1195.5	306.3	102.5	67.5	62.3	80.5	57.1	51.9
62.5°	2397.6	2371.6	2206.7	1177.4	286.9	92.2	61.0	57.1	64.9	53.2	48.0
65°	2388.5	2339.1	2076.9	1085.2	258.3	89.6	57.1	51.9	51.9	49.3	45.4
67.5°	2306.7	2230.1	1886.1	929.4	228.5	88.3	51.9	48.0	46.7	44.1	41.5
70°	2084.7	2030.2	1658.9	758.1	209.0	88.3	48.0	42.8	41.5	38.9	37.6
72.5°	1704.4	1623.9	1324.0	568.6	193.4	88.3	44.1	37.6	36.3	35.0	33.8
75°	1164.4	1072.2	930.7	349.2	151.9	76.6	38.9	31.2	31.2	29.9	28.6
77.5°	642.5	621.8	524.4	184.3	94.8	46.7	29.9	24.7	26.0	24.7	23.4
80°	372.5	350.5	311.5	89.6	54.5	27.3	18.2	18.2	19.5	19.5	18.2
82.5°	180.4	157.1	161.0	36.3	19.5	11.7	7.8	9.1	10.4	13.0	13.0
85°	6.5	6.5	13.0	2.6	0.0	0.0	0.0	0.0	0.0	2.6	3.9
87.5°	0.0	0.0	0.0	0.0	0.0	0.0	0.0	0.0	0.0	0.0	0.0
90°	0.0	0.0	0.0	0.0	0.0	0.0	0.0	0.0	0.0	0.0	0.0



REPORT NUMBER: P437428  
 CATALOG NUMBER: ISC-SA1C-830-U-SLR

**CANDELA DISTRIBUTION (continued):**

	90°	95°	105°	115°	125°	135°	145°	155°	165°	175°	180°
0°	1025.5	1025.5	1025.5	1025.5	1025.5	1025.5	1025.5	1025.5	1025.5	1025.5	1025.5
2.5°	856.7	856.7	861.9	884.0	865.8	863.2	868.4	877.5	881.4	899.6	898.3
5°	660.7	656.8	672.4	693.2	704.9	711.3	721.7	745.1	736.0	750.3	747.7
7.5°	488.1	494.6	488.1	511.4	529.6	556.9	577.6	572.5	573.8	562.1	578.9
10°	398.5	395.9	380.3	388.1	398.5	415.4	429.7	432.3	445.2	424.5	438.8
12.5°	340.1	329.7	314.1	306.3	303.8	316.7	320.6	327.1	334.9	341.4	344.0
15°	272.6	264.8	254.4	242.7	240.1	240.1	249.2	258.3	268.7	271.3	280.4
17.5°	203.8	199.9	196.0	196.0	196.0	196.0	203.8	207.7	212.9	220.7	219.4
20°	154.5	154.5	155.8	162.3	166.2	168.8	173.9	175.2	173.9	175.2	175.2
22.5°	136.3	135.0	138.9	141.5	148.0	154.5	157.1	155.8	151.9	149.3	151.9
25°	123.3	124.6	125.9	129.8	135.0	141.5	142.8	141.5	137.6	137.6	137.6
27.5°	112.9	114.2	116.8	120.7	125.9	131.1	132.4	129.8	125.9	127.2	125.9
30°	105.1	107.7	109.0	112.9	116.8	122.0	122.0	119.4	116.8	116.8	116.8
32.5°	96.1	98.7	101.3	105.1	110.3	112.9	112.9	111.6	109.0	107.7	107.7
35°	90.9	90.9	93.5	98.7	101.3	103.8	105.1	103.8	101.3	98.7	97.4
37.5°	85.7	85.7	87.0	89.6	94.8	97.4	98.7	96.1	93.5	90.9	90.9
40°	80.5	80.5	81.8	83.1	88.3	92.2	92.2	88.3	85.7	87.0	85.7
42.5°	76.6	76.6	77.9	77.9	80.5	87.0	85.7	83.1	81.8	81.8	80.5
45°	72.7	71.4	72.7	72.7	74.0	80.5	80.5	76.6	76.6	77.9	76.6
47.5°	68.8	67.5	68.8	68.8	70.1	74.0	74.0	72.7	72.7	72.7	74.0
50°	64.9	64.9	64.9	64.9	66.2	67.5	70.1	68.8	68.8	68.8	70.1
52.5°	61.0	61.0	61.0	62.3	62.3	64.9	66.2	64.9	66.2	66.2	66.2
55°	58.4	57.1	57.1	59.7	59.7	62.3	63.6	62.3	63.6	63.6	63.6
57.5°	54.5	54.5	54.5	55.8	57.1	59.7	62.3	59.7	61.0	61.0	62.3
60°	50.6	50.6	50.6	53.2	54.5	57.1	58.4	57.1	58.4	58.4	58.4
62.5°	46.7	48.0	48.0	49.3	50.6	54.5	55.8	54.5	55.8	55.8	55.8
65°	44.1	44.1	45.4	46.7	48.0	50.6	51.9	51.9	51.9	53.2	51.9
67.5°	40.2	40.2	41.5	42.8	44.1	48.0	48.0	48.0	49.3	48.0	48.0
70°	36.3	36.3	37.6	38.9	40.2	44.1	44.1	44.1	45.4	42.8	42.8
72.5°	32.5	32.5	33.8	35.0	37.6	41.5	40.2	40.2	40.2	38.9	38.9
75°	28.6	28.6	29.9	31.2	32.5	37.6	36.3	35.0	35.0	33.8	33.8
77.5°	23.4	23.4	24.7	27.3	28.6	32.5	31.2	29.9	28.6	28.6	28.6
80°	18.2	19.5	20.8	22.1	23.4	26.0	24.7	23.4	22.1	22.1	22.1
82.5°	13.0	14.3	15.6	16.9	18.2	18.2	18.2	18.2	16.9	15.6	15.6
85°	5.2	7.8	10.4	10.4	11.7	10.4	11.7	10.4	9.1	9.1	7.8
87.5°	0.0	0.0	0.0	0.0	0.0	1.3	2.6	3.9	3.9	3.9	3.9
90°	0.0	0.0	0.0	0.0	0.0	0.0	0.0	0.0	0.0	0.0	0.0





REPORT NUMBER: P437428  
 CATALOG NUMBER: ISC-SA1C-830-U-SLR

**CANDELA DISTRIBUTION (continued):**

	185°	195°	205°	215°	225°	235°	245°	255°	265°	270°	275°
0°	1025.5	1025.5	1025.5	1025.5	1025.5	1025.5	1025.5	1025.5	1025.5	1025.5	1025.5
2.5°	908.7	929.4	941.1	961.9	983.9	1013.8	1038.5	1073.5	1104.7	1111.2	1118.9
5°	752.9	780.1	793.1	826.9	878.8	911.3	963.2	1017.7	1085.2	1106.0	1133.2
7.5°	566.0	586.7	620.5	650.3	711.3	765.9	836.0	915.1	994.3	1039.8	1083.9
10°	431.0	456.9	493.3	528.3	588.0	642.5	725.6	813.9	915.1	956.7	1003.4
12.5°	358.3	379.0	415.4	463.4	519.2	571.2	633.5	729.5	836.0	889.2	946.3
15°	289.5	311.5	357.0	410.2	464.7	523.1	582.8	675.0	804.8	859.3	913.8
17.5°	231.1	250.5	289.5	346.6	406.3	471.2	543.9	660.7	811.3	878.8	942.4
20°	179.1	196.0	225.9	277.8	338.8	415.4	508.8	655.5	850.2	945.0	1008.6
22.5°	154.5	161.0	177.8	214.2	276.5	366.1	476.4	659.4	912.6	1034.6	1107.3
25°	137.6	142.8	149.3	171.3	220.7	315.4	447.8	667.2	978.8	1135.8	1218.9
27.5°	127.2	129.8	133.7	144.1	180.4	273.9	419.3	677.6	1068.3	1238.4	1318.8
30°	116.8	116.8	120.7	131.1	158.4	244.0	398.5	698.4	1156.6	1326.6	1405.8
32.5°	106.4	106.4	112.9	122.0	144.1	219.4	377.7	704.9	1222.8	1404.5	1468.1
35°	97.4	100.0	105.1	115.5	135.0	201.2	358.3	693.2	1270.8	1470.7	1535.6
37.5°	92.2	93.5	100.0	109.0	123.3	184.3	338.8	677.6	1335.7	1559.0	1609.6
40°	85.7	88.3	94.8	103.8	115.5	171.3	316.7	660.7	1392.8	1657.6	1683.6
42.5°	81.8	84.4	89.6	98.7	110.3	155.8	296.0	647.7	1453.8	1742.0	1760.2
45°	77.9	80.5	87.0	94.8	110.3	144.1	275.2	638.7	1513.6	1806.9	1821.2
47.5°	74.0	76.6	83.1	93.5	109.0	137.6	260.9	629.6	1551.2	1862.7	1866.6
50°	71.4	74.0	81.8	96.1	105.1	135.0	254.4	638.7	1614.8	1906.9	1895.2
52.5°	67.5	71.4	80.5	100.0	100.0	132.4	249.2	671.1	1694.0	1971.8	1941.9
55°	66.2	68.8	77.9	96.1	90.9	125.9	249.2	695.8	1799.1	2100.3	2051.0
57.5°	62.3	64.9	75.3	89.6	83.1	115.5	246.6	736.0	1948.4	2241.8	2197.6
60°	58.4	62.3	72.7	80.5	75.3	102.5	235.0	780.1	2051.0	2318.4	2326.2
62.5°	55.8	59.7	72.7	70.1	68.8	89.6	216.8	807.4	2040.6	2293.7	2367.7
65°	51.9	55.8	66.2	63.6	64.9	80.5	193.4	794.4	1904.3	2189.9	2319.7
67.5°	48.0	51.9	57.1	57.1	59.7	77.9	168.8	719.1	1756.3	2063.9	2213.2
70°	44.1	46.7	49.3	51.9	54.5	76.6	149.3	616.6	1586.3	1943.2	2061.4
72.5°	38.9	40.2	42.8	45.4	50.6	72.7	141.5	501.1	1351.3	1682.3	1865.3
75°	33.8	35.0	37.6	40.2	44.1	68.8	129.8	380.3	1113.8	1329.2	1507.1
77.5°	28.6	29.9	32.5	33.8	37.6	61.0	111.6	275.2	867.1	958.0	1102.1
80°	22.1	23.4	26.0	26.0	31.2	45.4	87.0	192.1	608.8	678.9	754.2
82.5°	15.6	16.9	18.2	19.5	23.4	31.2	57.1	115.5	412.8	466.0	453.0
85°	9.1	10.4	10.4	13.0	14.3	20.8	32.5	59.7	270.0	212.9	210.3
87.5°	3.9	3.9	3.9	5.2	5.2	7.8	10.4	11.7	26.0	9.1	6.5
90°	0.0	0.0	0.0	0.0	0.0	0.0	0.0	0.0	0.0	0.0	0.0



REPORT NUMBER: P437428  
 CATALOG NUMBER: ISC-SA1C-830-U-SLR

**CANDELA DISTRIBUTION (continued):**

	285°	295°	305°	315°	325°	335°	345°	355°	359°	360°
0°	1025.5	1025.5	1025.5	1025.5	1025.5	1025.5	1025.5	1025.5	1025.5	1025.5
2.5°	1130.6	1139.7	1146.2	1143.6	1139.7	1117.6	1095.6	1072.2	1051.4	1051.4
5°	1177.4	1215.0	1230.6	1217.6	1189.0	1143.6	1086.5	1026.8	998.2	990.4
7.5°	1152.7	1224.1	1261.7	1244.9	1207.2	1124.1	1037.2	959.3	916.4	908.7
10°	1103.4	1196.8	1239.7	1234.5	1192.9	1096.9	991.7	903.5	858.0	852.8
12.5°	1046.3	1137.1	1191.6	1194.2	1167.0	1082.6	972.3	867.1	826.9	816.5
15°	1011.2	1090.4	1128.0	1118.9	1126.7	1070.9	980.1	881.4	832.1	823.0
17.5°	1012.5	1046.3	1055.3	1041.1	1070.9	1068.3	1024.2	933.3	878.8	869.7
20°	1046.3	1017.7	989.1	986.5	1025.5	1077.4	1094.3	1020.3	958.0	951.5
22.5°	1104.7	1009.9	950.2	941.1	990.4	1086.5	1161.8	1126.7	1068.3	1051.4
25°	1169.6	1017.7	925.5	913.8	958.0	1093.0	1234.5	1235.8	1170.9	1155.3
27.5°	1239.7	1042.4	925.5	912.6	959.3	1103.4	1282.5	1334.4	1274.7	1261.7
30°	1302.0	1077.4	934.6	920.3	974.9	1113.8	1315.0	1422.7	1355.2	1337.0
32.5°	1339.6	1107.3	956.7	930.7	1002.1	1134.5	1344.8	1498.0	1446.1	1421.4
35°	1369.5	1142.3	993.0	959.3	1042.4	1168.3	1369.5	1579.8	1530.4	1516.2
37.5°	1391.5	1183.8	1030.7	998.2	1095.6	1213.7	1404.5	1666.7	1651.2	1620.0
40°	1427.9	1209.8	1098.2	1086.5	1187.7	1285.1	1446.1	1742.0	1752.4	1734.2
42.5°	1460.3	1260.4	1194.2	1207.2	1305.9	1364.3	1501.9	1797.8	1853.7	1830.3
45°	1486.3	1330.5	1315.0	1357.8	1442.2	1465.5	1533.0	1836.8	1895.2	1879.6
47.5°	1522.6	1422.7	1475.9	1531.7	1601.8	1570.7	1565.5	1878.3	1938.0	1922.5
50°	1574.6	1530.4	1636.9	1709.6	1755.0	1656.3	1605.7	1916.0	2004.2	1995.1
52.5°	1627.8	1655.1	1800.4	1867.9	1897.8	1762.8	1662.8	1975.7	2082.1	2082.1
55°	1726.4	1777.1	1974.4	2017.2	2057.5	1858.9	1739.4	2065.2	2202.8	2209.3
57.5°	1870.5	1908.2	2106.8	2156.1	2166.5	1966.6	1860.1	2189.9	2305.4	2317.1
60°	2019.8	2038.0	2237.9	2282.0	2247.0	2105.5	2001.6	2335.2	2372.9	2366.4
62.5°	2184.7	2163.9	2328.8	2359.9	2350.8	2227.5	2179.5	2467.6	2422.2	2397.6
65°	2315.8	2237.9	2375.5	2382.0	2387.2	2311.9	2361.2	2527.4	2443.0	2388.5
67.5°	2395.0	2249.6	2280.7	2250.9	2271.6	2289.8	2484.5	2502.7	2354.7	2306.7
70°	2376.8	2084.7	1944.5	1910.8	1912.1	2039.3	2405.3	2348.2	2153.5	2084.7
72.5°	2209.3	1752.4	1548.6	1503.2	1512.3	1523.9	2022.4	2049.7	1740.7	1704.4
75°	1860.1	1350.0	1115.1	1104.7	1091.7	1142.3	1617.4	1498.0	1155.3	1164.4
77.5°	1517.5	994.3	819.1	765.9	758.1	765.9	1103.4	855.4	671.1	642.5
80°	1094.3	662.0	611.4	599.7	563.4	453.0	577.6	550.4	379.0	372.5
82.5°	720.4	456.9	467.3	389.4	366.1	286.9	350.5	280.4	189.5	180.4
85°	373.8	237.5	196.0	85.7	96.1	80.5	76.6	62.3	6.5	6.5
87.5°	13.0	5.2	3.9	3.9	2.6	1.3	1.3	0.0	0.0	0.0
90°	0.0	0.0	0.0	0.0	0.0	0.0	0.0	0.0	0.0	0.0

Cooper Lighting Solutions Photometric Lab  
1121 Highway 74 South  
Peachtree City, GA 30269



LM-79-2019: Approved Method: Electrical and Photometric Measurements of Solid-State Lighting Products

Report Prepared for

Cooper Lighting Solutions

MCGRAW EDISON

Report Number: SP1-2408-195-9

Test Date: 08/07/2024

Luminaire Tested: GALN-SB1A-830-U-5WQ

Data in this report applies to families of products including GALN-SB1A-830-U-5WQ.

**Test Information**

Test Method: LM-79-2019  
 Report Number: SP1-2408-195-9  
 Test Lab: COOPER LIGHTING SOLUTIONS  
 Photometer: SP1 - 76IN SPHERE  
 Measurement Geometry: 4π  
 Issue Date: 08/07/2024  
 Manufacturer: COOPER LIGHTING SOLUTIONS  
 Product Line: MCGRAW EDISON  
 Catalog Number: **GALN-SB1A-830-U-5WQ**  
 Description: GALLEON AREA AND ROADWAY LUMINAIRE. (1) 80 CRI, 3000K, 350MA HIGH DENSITY LIGHTSQUARE WITH 26 LEDS AND TYPE V WIDE OPTICS

**Spectral Parameters**

CCT (K): 3050  
 CIE u': 0.2476  
 CIE v': 0.5251  
 Duv: 0.0034  
 CIE x: 0.4383  
 CIE y: 0.4131  
 CIE z: 0.1487  
 Peak Wavelength (nm): 603  
 Dominant Wavelength (nm): 581  
 Purity: 55.55201  
 Rf: 81.5  
 Rg: 99.2

CRI (Ra):	81.0		
R1:	79.6	R9:	7.1
R2:	85.6	R10:	67.0
R3:	92.0	R11:	82.7
R4:	82.6	R12:	63.2
R5:	78.9	R13:	80.3
R6:	81.7	R14:	95.0
R7:	85.2	R15:	71.7
R8:	62.0		



**Test Conditions**

Stabilization Time: 20M  
 Operation Time: 1H 20M  
 Sphere Temperature (°C): 24.2

REPORT NUMBER: SP1-2408-195-9

Measurement and Test Equipment			
Instrument	Identification Number	Calibration Date	Calibration Due Date
Photometer	IN0058	6/18/2024	12/18/2024
Power Meter	INXT2011004	2/8/2024	2/8/2025
AC Power Source	IN0063	10/24/2023	10/24/2024
DC Power Source	IN0208	10/24/2023	10/24/2024
Sphere Thermometer	IN0085	10/24/2023	10/24/2024
Room Thermometer	IN0046	10/24/2023	10/24/2024

REPORT NUMBER: SP1-2408-195-9

CIE 1931 Chromaticity Diagram



CIE 1931 Chromaticity Diagram with 2017 ANSI 7-Step and 4-Step Quadrangles



Point lies inside the ANSI 3000K 4-step quadrangle

REPORT NUMBER: SP1-2408-195-9

**Photopic Flux vs. Wavelength**

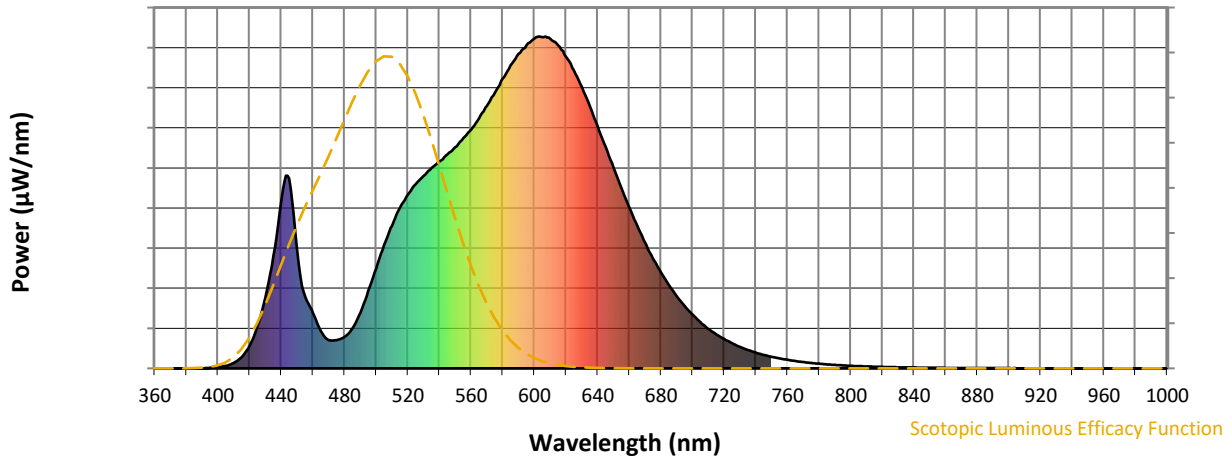


**Photopic Lumens: NR**

$\lambda$ (nm)	Power W <sup>^</sup> /nm	Lumens ( $\phi$ /nm)	$\lambda$ (nm)	Power W <sup>^</sup> /nm	Lumens ( $\phi$ /nm)	$\lambda$ (nm)	Power W <sup>^</sup> /nm	Lumens ( $\phi$ /nm)	$\lambda$ (nm)	Power W <sup>^</sup> /nm	Lumens ( $\phi$ /nm)	$\lambda$ (nm)	Power W <sup>^</sup> /nm	Lumens ( $\phi$ /nm)
360	0	NR	490	168	NR	620	940	NR	750	35	NR	880	1	NR
365	0	NR	495	233	NR	625	897	NR	755	30	NR	885	1	NR
370	0	NR	500	300	NR	630	847	NR	760	26	NR	890	1	NR
375	0	NR	505	372	NR	635	790	NR	765	22	NR	895	1	NR
380	0	NR	510	430	NR	640	730	NR	770	19	NR	900	1	NR
385	0	NR	515	483	NR	645	668	NR	775	16	NR	905	1	NR
390	0	NR	520	524	NR	650	605	NR	780	14	NR	910	0	NR
395	2	NR	525	555	NR	655	545	NR	785	12	NR	915	0	NR
400	4	NR	530	581	NR	660	485	NR	790	10	NR	920	0	NR
405	7	NR	535	604	NR	665	430	NR	795	9	NR	925	0	NR
410	17	NR	540	623	NR	670	378	NR	800	8	NR	930	0	NR
415	34	NR	545	645	NR	675	331	NR	805	7	NR	935	0	NR
420	68	NR	550	667	NR	680	290	NR	810	6	NR	940	0	NR
425	128	NR	555	693	NR	685	251	NR	815	5	NR	945	0	NR
430	214	NR	560	719	NR	690	218	NR	820	4	NR	950	0	NR
435	339	NR	565	754	NR	695	188	NR	825	4	NR	955	0	NR
440	507	NR	570	791	NR	700	162	NR	830	3	NR	960	0	NR
445	573	NR	575	830	NR	705	139	NR	835	3	NR	965	0	NR
450	356	NR	580	873	NR	710	119	NR	840	3	NR	970	0	NR
455	217	NR	585	913	NR	715	102	NR	845	2	NR	975	0	NR
460	168	NR	590	948	NR	720	88	NR	850	2	NR	980	0	NR
465	113	NR	595	974	NR	725	76	NR	855	2	NR	985	0	NR
470	85	NR	600	994	NR	730	65	NR	860	1	NR	990	0	NR
475	85	NR	605	998	NR	735	55	NR	865	1	NR	995	0	NR
480	94	NR	610	994	NR	740	47	NR	870	1	NR	1000	0	NR
485	120	NR	615	973	NR	745	41	NR	875	1	NR			

REPORT NUMBER: SP1-2408-195-9

**Scotopic Flux vs. Wavelength**



**Scotopic Lumens: NR**

**S/P: 1.27**

$\lambda$ (nm)	Power W <sup>^</sup> /nm	Lumens ( $\phi$ /nm)	$\lambda$ (nm)	Power W <sup>^</sup> /nm	Lumens ( $\phi$ /nm)	$\lambda$ (nm)	Power W <sup>^</sup> /nm	Lumens ( $\phi$ /nm)	$\lambda$ (nm)	Power W <sup>^</sup> /nm	Lumens ( $\phi$ /nm)	$\lambda$ (nm)	Power W <sup>^</sup> /nm	Lumens ( $\phi$ /nm)
360	0	NR	490	168	NR	620	940	NR	750	35	NR	880	1	NR
365	0	NR	495	233	NR	625	897	NR	755	30	NR	885	1	NR
370	0	NR	500	300	NR	630	847	NR	760	26	NR	890	1	NR
375	0	NR	505	372	NR	635	790	NR	765	22	NR	895	1	NR
380	0	NR	510	430	NR	640	730	NR	770	19	NR	900	1	NR
385	0	NR	515	483	NR	645	668	NR	775	16	NR	905	1	NR
390	0	NR	520	524	NR	650	605	NR	780	14	NR	910	0	NR
395	2	NR	525	555	NR	655	545	NR	785	12	NR	915	0	NR
400	4	NR	530	581	NR	660	485	NR	790	10	NR	920	0	NR
405	7	NR	535	604	NR	665	430	NR	795	9	NR	925	0	NR
410	17	NR	540	623	NR	670	378	NR	800	8	NR	930	0	NR
415	34	NR	545	645	NR	675	331	NR	805	7	NR	935	0	NR
420	68	NR	550	667	NR	680	290	NR	810	6	NR	940	0	NR
425	128	NR	555	693	NR	685	251	NR	815	5	NR	945	0	NR
430	214	NR	560	719	NR	690	218	NR	820	4	NR	950	0	NR
435	339	NR	565	754	NR	695	188	NR	825	4	NR	955	0	NR
440	507	NR	570	791	NR	700	162	NR	830	3	NR	960	0	NR
445	573	NR	575	830	NR	705	139	NR	835	3	NR	965	0	NR
450	356	NR	580	873	NR	710	119	NR	840	3	NR	970	0	NR
455	217	NR	585	913	NR	715	102	NR	845	2	NR	975	0	NR
460	168	NR	590	948	NR	720	88	NR	850	2	NR	980	0	NR
465	113	NR	595	974	NR	725	76	NR	855	2	NR	985	0	NR
470	85	NR	600	994	NR	730	65	NR	860	1	NR	990	0	NR
475	85	NR	605	998	NR	735	55	NR	865	1	NR	995	0	NR
480	94	NR	610	994	NR	740	47	NR	870	1	NR	1000	0	NR
485	120	NR	615	973	NR	745	41	NR	875	1	NR			



REPORT NUMBER: SP1-2408-195-9

**Melanopic Flux vs. Wavelength**



**Melanopic Lumens: NR**

**M/P: 2.32**

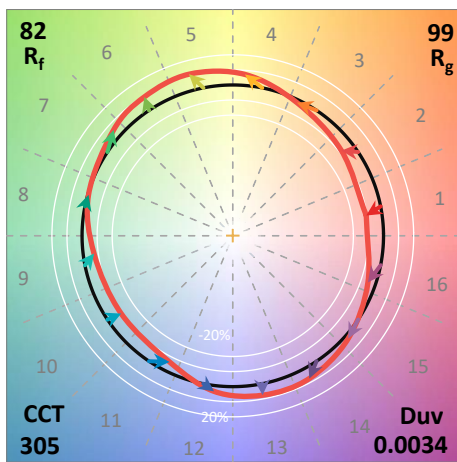
λ (nm)	Power W <sup>^</sup> /nm	Lumens (φ/nm)	λ (nm)	Power W <sup>^</sup> /nm	Lumens (φ/nm)	λ (nm)	Power W <sup>^</sup> /nm	Lumens (φ/nm)	λ (nm)	Power W <sup>^</sup> /nm	Lumens (φ/nm)	λ (nm)	Power W <sup>^</sup> /nm	Lumens (φ/nm)
360	0	NR	490	168	NR	620	940	NR	750	35	NR	880	1	NR
365	0	NR	495	233	NR	625	897	NR	755	30	NR	885	1	NR
370	0	NR	500	300	NR	630	847	NR	760	26	NR	890	1	NR
375	0	NR	505	372	NR	635	790	NR	765	22	NR	895	1	NR
380	0	NR	510	430	NR	640	730	NR	770	19	NR	900	1	NR
385	0	NR	515	483	NR	645	668	NR	775	16	NR	905	1	NR
390	0	NR	520	524	NR	650	605	NR	780	14	NR	910	0	NR
395	2	NR	525	555	NR	655	545	NR	785	12	NR	915	0	NR
400	4	NR	530	581	NR	660	485	NR	790	10	NR	920	0	NR
405	7	NR	535	604	NR	665	430	NR	795	9	NR	925	0	NR
410	17	NR	540	623	NR	670	378	NR	800	8	NR	930	0	NR
415	34	NR	545	645	NR	675	331	NR	805	7	NR	935	0	NR
420	68	NR	550	667	NR	680	290	NR	810	6	NR	940	0	NR
425	128	NR	555	693	NR	685	251	NR	815	5	NR	945	0	NR
430	214	NR	560	719	NR	690	218	NR	820	4	NR	950	0	NR
435	339	NR	565	754	NR	695	188	NR	825	4	NR	955	0	NR
440	507	NR	570	791	NR	700	162	NR	830	3	NR	960	0	NR
445	573	NR	575	830	NR	705	139	NR	835	3	NR	965	0	NR
450	356	NR	580	873	NR	710	119	NR	840	3	NR	970	0	NR
455	217	NR	585	913	NR	715	102	NR	845	2	NR	975	0	NR
460	168	NR	590	948	NR	720	88	NR	850	2	NR	980	0	NR
465	113	NR	595	974	NR	725	76	NR	855	2	NR	985	0	NR
470	85	NR	600	994	NR	730	65	NR	860	1	NR	990	0	NR
475	85	NR	605	998	NR	735	55	NR	865	1	NR	995	0	NR
480	94	NR	610	994	NR	740	47	NR	870	1	NR	1000	0	NR
485	120	NR	615	973	NR	745	41	NR	875	1	NR			

**Summary**

$R_f = 81.5$   
 $R_g = 99.2$   
 $CIE R_a = 81.0$   
 $R_9 = 7.1$



**Color Vector Graphics**



**Individual Sample Fidelity Index ( $R_{f,i}$ )**

CES01 = 86	CES26 = 74	CES51 = 89	CES76 = 70
CES02 = 63	CES27 = 88	CES52 = 92	CES77 = 86
CES03 = 31	CES28 = 89	CES53 = 81	CES78 = 72
CES04 = 70	CES29 = 67	CES54 = 87	CES79 = 90
CES05 = 50	CES30 = 68	CES55 = 85	CES80 = 88
CES06 = 51	CES31 = 71	CES56 = 78	CES81 = 78
CES07 = 42	CES32 = 70	CES57 = 76	CES82 = 95
CES08 = 41	CES33 = 71	CES58 = 78	CES83 = 90
CES09 = 29	CES34 = 82	CES59 = 92	CES84 = 94
CES10 = 76	CES35 = 90	CES60 = 95	CES85 = 86
CES11 = 59	CES36 = 93	CES61 = 93	CES86 = 72
CES12 = 65	CES37 = 87	CES62 = 83	CES87 = 85
CES13 = 43	CES38 = 75	CES63 = 77	CES88 = 83
CES14 = 74	CES39 = 94	CES64 = 83	CES89 = 75
CES15 = 71	CES40 = 89	CES65 = 77	CES90 = 81
CES16 = 47	CES41 = 85	CES66 = 80	CES91 = 96
CES17 = 50	CES42 = 86	CES67 = 79	CES92 = 73
CES18 = 56	CES43 = 81	CES68 = 84	CES93 = 84
CES19 = 72	CES44 = 99	CES69 = 91	CES94 = 64
CES20 = 66	CES45 = 87	CES70 = 78	CES95 = 80
CES21 = 87	CES46 = 82	CES71 = 76	CES96 = 84
CES22 = 79	CES47 = 77	CES72 = 92	CES97 = 87
CES23 = 92	CES48 = 71	CES73 = 71	CES98 = 81
CES24 = 91	CES49 = 81	CES74 = 93	CES99 = 74
CES25 = 72	CES50 = 89	CES75 = 74	



Color Rendition by Hue-Angle Bin



Measure Comparisons



(END OF REPORT)